


Coordinator Note: The BMP pictures below allow students to see the BMP they are studying, while avoiding the possibility of seeing the answers on the Project WET activity cards. These are also sized so they can be attached to the back of the activity cards.




Permeable Pavement or
Porous Concrete




Community Action




Trees




Riparian Buffers




Naturescaping



Rain Barrels



Wet Holding Ponds



Rain Gardens

